









The State of Utah Health IT Implementation Dashboard: 2017 – 2020
The Utah Digital Health Service Commission (DHSC)




Goal 1: Advance the Health and Well-Being of Individuals and Communities through Person-Centered and Self-Managed Health



Measures	No.	Indicator	Responsible Organization	Baseline 12/31/2016	12/2017	3/2018	Current 9/2018	2018 Goal	Status/Comments
1.1. Access to personal health information through patient portals	1.1.1a	# of health systems with OpenNotes capacity	HealthInsight	0	4	4	5	6	Increased -includes UU, IM, VA, Revere, UHIN\ 
	1.1.1b	# of EHRs in UT with OpenNotes capacity	HealthInsight	0	4	4	5	5	Increased - Goal Met - Epic, Cerner, Vista, All Scripts, ECW 
	1.1.1c	# of HIT entities with OpenNotes capacity	HealthInsight	0	2	2	2	3	No change
	1.1.2a	Develop a cHIE Patient Portal	UHIN	0	1	1	1	1	Completed 
	1.1.2b	# of users cHIE Patient Portal	UHIN	n/a	1037	1037	1433	Increase	Increased 
1.2. ePOLST development and implementation	1.2.1	Statewide ePOLST development	UHIN	0	0	0	0	Submit IAPD	No change
	1.2.2	# of ePOLST records in cHIE	UHIN	n/a	1991	1991	1991	Increase	No change

Goal 2: Strengthen Health Care Delivery Transformation

Measures	No.	Indicator	Responsible Organization	Baseline 12/31/2016	12/2017	3/2018	Current 9/2018	2018 Goal	Status from Last Report
2.1. Integrating exchange of information in care delivery workflow	2.1.1	# of clinical entities receiving cHIE ADT alerts	UHIN	n/a	96	96	97	Increase	Increased 
	2.1.2	# of payers receiving cHIE ADT alerts	UHIN	n/a	7	7	8	Increase	Increased 
	2.1.3	# of behavior health practices receiving cHIE ADT alerts	UHIN	n/a	3	3	5	Increase	Increased 
2.2. Participation in alternative payment and delivery models	2.2.1a	# of CMS ACOs	HealthInsight	n/a	5	5	5	Increase	No change
	2.2.1b	# of entities in federal Alternative Payment Models	HealthInsight	n/a	23	25	13	Increase	Decreased
	2.2.2	# of practices recognized as meeting Medical Home requirements for care management information exchange	HealthInsight	n/a	50	109	123	Increase	Increased 

Goal 3: Enhance Utah's Interoperable Health IT Infrastructure

Measures	No.	Indicator	Responsible Organization	Baseline 12/31/2016	12/2017	3/2018	Current 9/2018	2018 Goal	Status/Comments
3.1. Message exchange between physical and behavioral health	3.1.1	# of behavior health providers registered in cHIE	UHIN	n/a	5	5	5	Increase	No change
	3.1.2	# of behavior health providers with cHIE direct account	UHIN	n/a	4	4	5	Increase	Increased 
3.2. Progress on ThSisU Shared Identification Services	3.2.1	# of identity validation messages exchanged	UHIN	0	0	0	0	1	No change
	3.3.1	# of messages being exchanged via cHIE per month	UHIN	n/a	49.4 Million	54.6 Million	54.6 Million	Increase	No change last 6 months, goal met prior reporting 
	3.3.2	# of data sources (Fees in PRD) to cHIE	UHIN	n/a	119 (?)	329	337	Increase	Increased 

3.3. Measurement of progress of community-wide data exchange through cHIE	3.3.3	# of lives represented with clinical data in cHIE	UHIN	n/a	4.9 Million	5.0 Million	6.4 Million	Increase	Increased	
	3.3.4a	# of public health programs <i>send</i> data to cHIE	UDOH	1	1	1	1	2	No change	
	3.3.4b	# of public health programs <i>receive</i> data from cHIE	UDOH	8	9	9	9	10	No change	
	3.3.4c	# of public health programs having <i>bi-directional exchange</i> with cHIE	UDOH	0	0	0	0	1	No change -bidirectional interface with USIS in process	
	3.3.5	# of Indian Health Services <i>developing</i> data exchange with cHIE	UHIN	n/a	4	4	4	Increase	No change	
	3.3.6	# of home health agencies <i>developing</i> data exchange with cHIE	UHIN	n/a	10	10	17	Increase	Increased	
	3.3.7	# of skilled nursing facilities <i>exchanging</i> data with cHIE	UHIN	n/a	11	11	11	Increase	No change	

Goal 4: Support Innovation and Applied Research to Efficiently Implement Statewide Health IT Initiatives

Measures	No.	Indicator	Responsible Organization	Baseline 12/31/2016	12/2017	3/2018	Current 9/2018	2018 Goal	Status/Comments
4.1. Enhance the UHIN Provider Directory as Community Resource Stage 1 is complete and Provider directory committee with members from payers, hospitals, UDOH and HI meets regularly	4.1	Enhancing the UHIN Provider Directory as Community Resource	UHIN	0	0	Discussed at ThSisU Adv. Comm.	Gathering Requirements	Have a implementation plan	Slow progress/Lack Resource
4.2. Increase Organizational Adoption and Implementation of Utah Statewide Health IT Strategic Plan	4.2	# of organizational adoption of the Utah Statewide HIT Strategic Plan	UDHSC	0	5 (UDOH, UDHSC, HealthInsight, UHIN, UPV)	5	5	7	No change. Targets: Rural 9, Utah HIMMS, UMA
4.3. Dissemination of learning from Utah Data sources that inform health care improvement	4.3.1	# of APCD new use showcases	HealthInsight	8	8	8	8	Increase	No change
	4.3.2a	# of funded ThSisU use cases	UDOH	0	0	2	2	2	No Change - Goal Met - Newborn Screening bundle and POLST
	4.3.2b	# of funding proposals for ThSisU use case	UDOH	0	1	3	3	3	No Change - Goal Met - RxCheck, newborn screening, POLST
	4.3.3	# of Utah Partnership for Value Transparency Focused Events	HealthInsight	n/a	4	4	6	Increase	Increased



Indicates goal has been met

Increase-some progress since last reporting

No change since last reporting

Decrease since last reporting

